



INSTALLATION INSTRUCTIONS - NOTICE D'INSTALLATION  
 NOTICIA DE INSTALACIÓN - INSTALLATIONSHINWEISE  
 ISTRUZIONI PER L'INSTALLAZIONE  
 INSTRUCOES DE INSTALACAO - MONTÁŽNÍ NÁVOD  
 РУКОВОДСТВО ПО МОНТАЖУ - 安装指导书

AC surge protector - Parafoudre Basse Tension  
 Protectiones Baja Tension  
 Überspannungsschutz für Niederspannungsnetze  
 Scaricatori da sovratensioni per rete di energia  
 Protetor de Surto CA. - Svodiče přerétí pro AC  
 Устройство защиты от импульсных перенапряжений, AC - 低压浪涌保护器

### RPP SPD's



## Technical Data

	P/N	
	RPP-120/240SPD+	RPP-SPD1ULTRA
2000 m max. 6500 ft max. -40/+185°C max. -40/+85°F max. IP66		
<b>Characteristics</b>		
<b>Split phase</b>	●	●
<b>Max. Discharge Current by mode (Imax)</b>	<b>25 kA</b>	<b>50 kA</b>
<b>Nominal Discharge Current by mode (In)</b>	<b>20 kA</b>	
<b>MCOV L-N (Vac)</b>	<b>140</b>	
<b>MCOV L-L (Vac)</b>	<b>280</b>	

## Installation (Fig. 1)

Fusing not required but only recommended when SPD installed according to UL 1449.

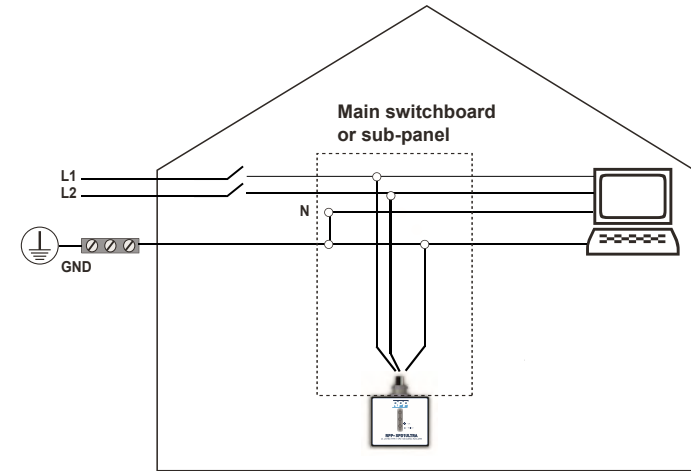

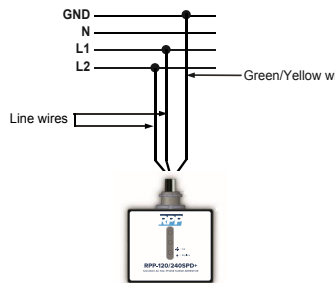



Fig. 1 - RPP SPD's

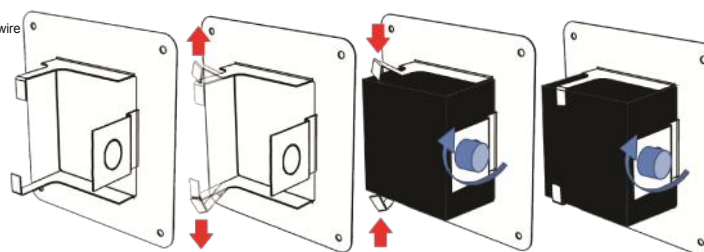
## Installation

### Installation

1. Turn off all power supplying this equipment before working on or inside equipment. See Installation - Figure 1.
2. Confirm RPP device is rated for your system by comparing voltage measurements to the Line Voltage on the product label.
3. Install in accordance with article 285 of the National Electric Code.
4. Confirm that the electrical terminals used to attach this device are identified for these conductors.
5. Twist conductors 1/2 turn or more for every 12 inches of length.
6. Keep conductor length as short as possible with no sharp bends.
7. Do not loop or coil wires.
8. Ensure a high quality ground is in place.
9. 20A Circuit Breaker Recommended.



### Optional Surface Mount Installation\*



\*To avoid faceplate damage, DO NOT remove protective cover until after installed to surface mount.

### Diagnostic Operation

- LED ON = Normal operation
- LED OFF (one or more) = Fault, check phase voltage and connections. If OK, replace unit.
- Audible Alarm ON = Fault, check phase

## Maintenance

☀ : 2 LED ON = system protected



and replace by RPP-120/240SPD+ or RPP-SPD1ULTRA

● : 1 or 2 LED OFF = system unprotected



SAFETY INSTRUCTIONS  
 CONSIGNES DE SECURITE  
 SICHERHEITSHINWEISE  
 ADVERTENCIA DE SEGURIDAD  
 AVVERTENZE IMPORTANTI  
 AVISOS IMPORTANTES  
 МЕРЫ БЕЗОПАСНОСТИ  
 BEZPEČNOSTNÍ POKYNY  
 安全須知



*This document could be modified without notice.  
 Updated Information on Website.*

*Ce document peut être modifié sans préavis.  
 Informations à jour sur site web.*

*Änderungen am Dokument ohne Ankündigung möglich.  
 Aktuelle Informationen finden Sie auf unserer Webseite.*

*Este documento puede ser modificado sin previo aviso.  
 Información actualizada en el sitio web.*

*Questo documento può essere modificato senza preavviso.  
 Informazioni attualizzate disponibili sul sito web.*

*Este documento pode ser modificado sem aviso prévio.  
 Informação atualizada no website.*

*В документ могут вноситься изменения.  
 Актуальную информацию смотрите на нашей  
 WEB-странице.*

*Změny v tomto dokumentu jsou možné bez předchozího  
 upozornění.*

*Aktuální informace najdete na naší webové stránce.*

*本文件的修改恕不另行通知。  
 查看最新文件请登陆公司网站。*

[www.rpp-usa.com](http://www.rpp-usa.com)



N121002a



## ATTENTION !

GB

- Installation must be performed only by electrically skilled operator.
- National electrical installation rules must be followed.
- The unit must be used only as surge protector and according the conditions described in this document.
- Surge protectors must be selected in relation with a dedicated AC network (see Table)
- If either of the two indicator lights turn off, the surge protector must be replaced.



## ATENCIÓN !

ES

- Solo un operador eléctrico capacitado puede realizar la instalación.
- Las reglas generales nacionales de instalación eléctrica deben ser respetadas.
- El producto solo tiene un uso de protección contra sobretensiones transitorias y debe ser utilizado en las condiciones mencionadas en este documento.
- Las protecciones contra sobretensiones transitorias se usan en relación con una red de baja tensión determinada (ver tabla).
- Si cualquiera de las dos luces indicadoras se apaga, la sobretensión El protector debe ser reemplazado.



## ВНИМАНИЕ!

RUS

- монтаж и подключение изделия должны производиться только специалистами-электриками.
- необходимо учитывать требования местных норм и стандартов.
- изделие может использоваться только для защиты от импульсных перенапряжений в соответствии с настоящей инструкцией.
- параметры сети должны соответствовать характеристикам изделия (см. таблицу).
- Если один из двух световых индикаторов выключается, всплеск протектор должен быть заменен.



## ATTENTION !

FR

- L'installation ne doit être effectuée que par un opérateur électricien dûment qualifié.
- Les règles générales d'installation électrique nationales doivent être respectées.
- Le produit est uniquement destiné à un usage parafoudre et doit être utilisé dans les conditions décrites dans ce document.
- Les parafoudres sont utilisés en fonction d'un réseau BT déterminé (voir table)
- Si l'un des deux voyants s'éteint, la surtension le protecteur doit être remplacé.



## ATTENZIONE !

IT

- L'installazione deve essere fatta solamente da elettricisti qualificati.
- Devono essere rispettate le regolamentazioni nazionali e locali riguardanti l'installazione di apparati elettrici.
- L'unità deve essere usata solo come protezione da sovratensioni e secondo le condizioni descritte in questo documento.
- Le protezioni da sovratensione devono essere scelte in funzione della corrente alternata di rete (vedere la tabella).
- Se una delle due spie si spegne, l'ondata la protezione deve essere sostituita.



## VAROVÁNÍ

CZ

- Montáž a připojení svodiče přepětí smí provádět pouze pracovník s příslušnou elektrotechnickou kvalifikací.
- Je zapotřebí dodržovat zásady bezpečnosti práce i platné národní elektrotechnické předpisy.
- Svodiče přepětí se smí používat pouze v souladu se svými technickými parametry a podle těchto montážních pokynů.
- Svodiče přepětí je zapotřebí zvolit a používat tak, aby odpovídaly napájecí síti (viz tabulka).
- Pokud některá z těchto dvou kontrolky zhasne, dojde k přepětí chránič musí být vyměněn.



## WARNING !

D

- Die Montage und der Anschluss des Gerätes dürfen nur durch eine Elektrofachkraft durchgeführt werden.
- Nationale Installations Vorschriften sind zu beachten.
- Das Gerät ist nur im Rahmen dieser Installationshilfe und seiner technischen Daten zu verwenden.
- Die Ableiter sind nach der Niederspannungsnetzform auszuwählen (siehe Tabelle).
- Wenn eine der beiden Anzeigelampen erlischt, steigt der Druckstoß an Schutz muss ersetzt werden.



## AVISO !

PT

- A instalação deve ser feita por um electricista habilitado.
- Devem ser seguidas todas as regras de segurança indicadas pelo operador eléctrico.
- Esta protecção deve ser utilizada apenas como protecção contra sobretensões e de acordo com as condições mencionadas neste documento.
- A protecção deve ser escolhida de acordo com a rede eléctrica AC (ver quadro).
- Se uma das duas luzes indicadoras se apagar, o aumento protetor deve ser substituído.



## 安全須知!

中文

- 产品安装只能由具备专业资质的人员实施;
- 请遵守国家电气安装相关规范;
- 本产品仅作为浪涌保护器且在本文件所规定的条件下使用;
- 请根据不同的电源网络制式选用浪涌保护器, 参见 Table;
- 如果兩個指示燈中的任何一個關閉, 則電湧保護器必須更換。

# Surge Protection Warranty

Effective October 2022

## Protection Policy

The following applies to RPP Residential Complete Home Surge Protection Products (hereinafter the "Unit").

RPP will choose to repair or replace the Unit at RPP's cost and retains the option to repair or replace the damaged connected equipment having a fair market value equal to the fair market value of the damaged equipment at the time of damage or the original purchase price, whichever is less, up to the maximum value shown on the package for this product, subject to the terms and conditions set forth below:

1. The Unit and connected equipment must be properly installed and connected as per the manufacturer's instructions by a qualified technician.
2. The Unit was not altered, tampered with, misused, misapplied, or repaired by anyone other than RPP.
3. Failure due to direct lightning strikes and temporary over-voltage.
4. If there is a transient voltage spike or surge, this warranty is void, unless:
  - The Unit is properly grounded, and
  - The Unit is damaged from the power surge or spike in an intended application.
5. Claim must be made within 30 days of failure and must be accompanied by a receipt for the damaged Unit and equipment, or the warranty is void.
6. RPP reserves the right to inspect the damaged components of the Unit and equipment as well as the location where such Unit and equipment were in use.
7. This coverage is secondary to any applicable warranties, service contracts and / or all other insurance. If the claim is found to be valid, RPP will pay up to the deductible of the homeowners insurance or the cost of the damage, whichever is less. This reimbursement is limited to the Reimbursement Maximum Amounts stated below.
8. Electrical equipment, such as televisions with multiple ports, must have surge protection on each conductor (e.g. ac power, cable, etc.).
9. This warranty is valid only when the product is used as a consumer product in residential environments and excludes commercial applications.
10. The warranty is voided and is not covered by the following:
  - "Daisy-chaining" the Unit with other surge protectors;
  - Damages from sustained over-voltage as result of, but not solely limited to, conditions such as harmful power-grid voltage fluctuations or faulty wiring;
  - War, theft, vandalism, or an act of God such as fire, floods, rain, wind, or earthquake;
  - Accident, misuse, abuse, and/or damages resulting while the Surge Protector was improperly connected;
  - Improper maintenance, installation and/or operation of the Unit or connected equipment in other than a normal operating condition or in such a way as to otherwise fail to comply with the instructions or manuals thereof or otherwise constitute misuse;
  - Alteration, opening, tampering or modification of the Unit and/or the connected equipment;
  - Damage to, deterioration, and/or wear and tear of the Surge Protector and/or the connected equipment;
  - Damage to medical equipment, solar panel arrays and inverters, whole house and portable generators;
  - Damage caused by lack of proper grounding;
  - Restoration of lost data and/or reinstallation of software;
  - Use with items not designed or intended for such use;
  - Determination by RPP that any claimed damage did not result from a specified occurrence or that none took place;
  - Preventing or refusing to allow RPP to promptly inspect the damaged or defective Surge Protector, the damaged connected equipment and/or the site where the damage occurred at RPP's request; and/or,
  - Refusal to allow damaged equipment to remain available for TAMCO's inspection until claim is finalized.
11. This warranty is non-transferable and only applies to the original retail purchaser or original user.

### Contact Information

For general surge product application or warranty questions, or to file a warranty claim, contact [info@rpp-usa.com](mailto:info@rpp-usa.com).

### Limited Warranty for the Unit.

TAMCO under the RPP brand warrants to the original retail purchaser or user that the Unit will be free from failure due to defects in workmanship or materials under normal care and proper usage in a residential installation which fully complies with all National Electrical Code requirements for a period of 10 years in the case of the products RPP-120/240SPD+, RPP-SPD1ULTRA and for the life of the products RPP-120/240SPD+, RPP-SPD1ULTRA subject to the terms below. The warranty period for repaired devices or replacement devices will be only the remaining portion of the original 10-year warranty. In the event of such a failure, RPP will, at its option, either repair or replace the product without charge. See "To Submit A Warranty Claim" below. NOTHING IN THIS LIMITED WARRANTY DOCUMENT AFFECTS ANY STATUTORY RIGHTS OF CONSUMERS THAT CANNOT BE WAIVED OR LIMITED BY CONTRACT. THIS WARRANTY GIVES YOU SPECIFIC LEGAL RIGHTS, AND YOU MAY ALSO HAVE OTHER RIGHTS WHICH VARY FROM JURISDICTION TO JURISDICTION.

This warranty does not cover reimbursement for labor, transportation, gaining access, removal, installation, temporary power, or any other expenses which may be incurred in connection with repair or replacement of the Unit.

THE CUSTOMER AGREES THAT NO OTHER REMEDY (INCLUDING BUT NOT LIMITED TO, INCIDENTAL OR CONSEQUENTIAL DAMAGES FOR LOST PROFITS, LOST SALES, LOST SOFTWARE, DOWNTIME, COST OF SUBSTITUTE EQUIPMENT, FACILITIES OR SERVICE COSTS, INJURY TO person or property, or any other incidental or consequential loss) shall be available to them.

The foregoing warranty is in lieu of any other warranties, express or implied, including without limitation, any implied warranty or merchantability or fitness for a particular purpose, and any other obligations or liabilities on the party of RPP, and no other person is authorized to assume for RPP any other liability with respect to equipment sold by RPP. RPP shall have no liability with respect to equipment not of its manufacturer.

If for any reason any of the foregoing provisions shall be ineffective, RPP's liability for damages arising out of its manufacturer or sales of the Unit or use thereof, whether such liability is based on warranty, contract negligence, strict liability in tort or otherwise, shall not in any event exceed the full purchase price of such equipment.

### To Submit a Claim:

1. Contact Customer Service to return the Surge Protector. Before calling, please be prepared to provide the following information:
  - The part/model # of the Surge Protector;
  - Date and retailer where you purchased the Surge Protector.
2. Once the Customer Service representative advises that you may return the product, you will need to ensure the following steps are adhered to:
  - Each claim must be filed within 15 days of the date of the occurrence;
  - A copy of the original sale receipt for the Surge Protector and damaged equipment must accompany the return;
  - Provide the exact date and approximate time of the claimed failure along with a brief written description of how the damage occurred and reasonably describe any damage to the connected equipment;
  - List all devices that were properly connected to the Surge Protector including manufacturer's model number and serial number;
  - Copy of all technical assessments and repair estimates from a third party (such as a TV repair shop) explaining the nature of the damage;
  - Send the Surge Protector to the appropriate address below, freight prepaid. Original purchaser assumes all shipping costs and assumes the risk of loss or damage occurring during shipping or handling of the Surge Protector.

Send product purchased in the US and Canada to:

TAMCO Group  
11675 SW Tom Mackie Blvd  
Port Saint Lucie, FL 34987  
ATTN: RPP

3. The returned Surge Protector will be tested by TAMCO and the results of this test, together with the technical assessment(s) will be reviewed to determine whether the Surge Protector failed to provide the proper level of protection, as determined by its specifications expressly as listed on this package. You have the right to obtain copies of all such reports at your expense.

TAMCO reserves the right to negotiate cost of repairs and designate an equipment repair facility to inspect and estimate the cost to repair damaged equipment. TAMCO may at its option and expense, request that the damaged equipment be sent directly to its place of business. Wherever claims are settled, TAMCO reserves the right to be subrogated under any existing insurance policy the claimant may have.

The Limit Warranty shall be governed by the law of the state of Florida, U.S.A.

**NOTE: Some states and provinces do not allow the exclusion or limitation of incidental or consequential damages, so the above limitation may not apply to you.**

### Reimbursement Maximum Amounts for RPP Residential Complete Home Surge Protection Products

RPP-120/240SPD+ = \$10,000 USD	Period – 3 years
RPP-SPD1ULTRA = \$15,000 USD	Period – 5 years